



GO REGULATOR

COM-1 Series Crossover Manifold Regulator System

The COM-1 Series crossover manifold system consists of two PR-1 type SS regulators (PR-2 type, brass, optional) mounted on a panel mounting type bracket shown with optional gauges. The primary regulator, supplied with a tamper proof nut, is set at an outlet operating pressure at least 15 psig higher than the secondary regulator (supplied with a standard adjusting knob). As the primary supply source depletes and the operating outlet pressure of the primary regulator falls below the preset operating pressure of the secondary regulator, the secondary regulator takes over. Once this occurs, the secondary regulator can be manually adjusted 1/8 turn clockwise, the secondary regulator is now the primary and the depleted supply source can be replaced.

Features & Specifications

- Inlet pressure to 6000 psig
- Outlet pressures range 0–10, 0–25, 0–50, 0–100 or 0–250 psig
- Changeover pressures 15–250 psig
- C_v flow coefficients 0.025, 0.06, 0.2
- All connections 1/4" FNPT
- 20 micron inlet filter
- 316L stainless steel construction; brass and Monel optional
- Seat materials of Teflon®, PCTFE, Tefzel®, Polyimide, PEEK
- Bubble tight shutoff
- 2" diameter gauges (optional)
- Operating temperatures -40° F (-40° C) to +500° F (+260° C)
- Bracket mounted for easy installation

405 Centura Court
PO Box 4866
Spartanburg, SC 29303
tel 864.574.7966
fax 864.587.5608
www.goreg.com
sales@goreg.com

COM-1 Series

Crossover Manifold Regulator System

How to Order

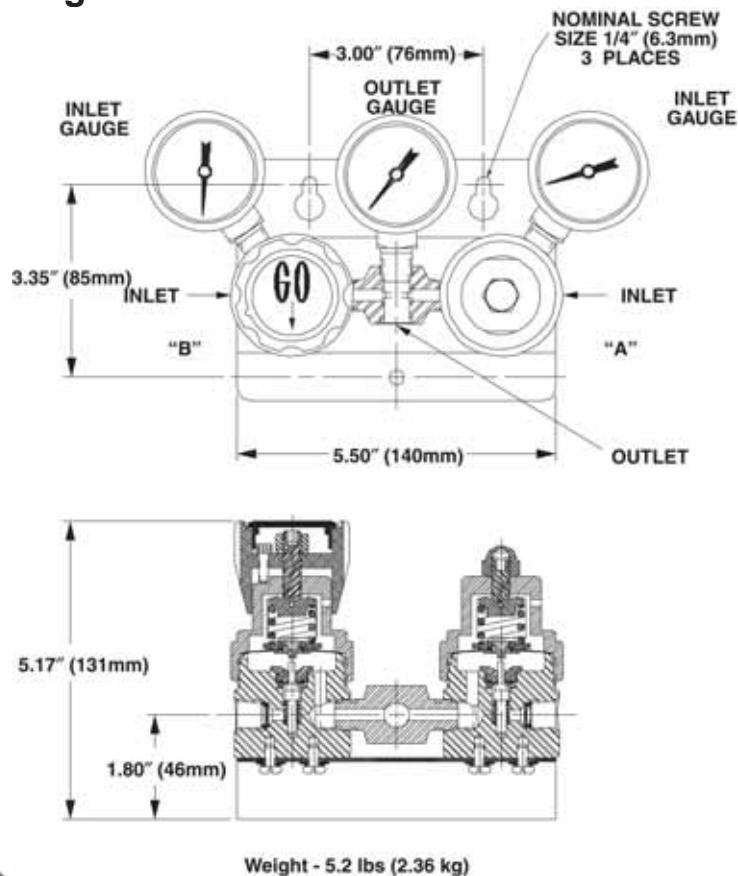
See page 3 for standard configurations. For additional configurations, consult the factory.
See page 4 for port locations.

Maximum Temperature & Operating Inlet Pressures

Seat Material	Maximum Temperature	@	Maximum Operating Inlet Pressure
Tefzel®	150° F (66° C)	@	3600 psig (24.82 MPa)
High Density Teflon®	150° F (66° C)	@	3600 psig (24.82 MPa)
PCTFE (formerly Kel-F81)	175° F (80° C)	@	6000 psig (41.37 MPa)
Polyimide	500° F (260° C)	@	3600 psig (24.82 MPa)
Polyimide	175° F (80° C)	@	6000 psig (41.37 MPa)
PEEK	500° F (260° C)	@	3600 psig (24.82 MPa)
PEEK	175° F (80° C)	@	6000 psig (41.37 MPa)

Tefzel® and Teflon® are registered trademarks of Dupont.


Outline and Mounting Dimensions



For flow curve charts, go to www.goreg.com/catalog/pr/cyl/com_1/com1_flow.htm.

		Material of Body	
1	316L Stainless Steel		
2	Brass		
4	Monel		
		Seat Material	
A	Tefzel		
B	CF Teflon		
C	Polyimide		
H	PCTFE (formerly Kel-F 81)		
I	High Density Teflon		
Q	PEEK		
		Flow Coefficient (Cv)	
Cv	3	0.06	
	5	0.2	
	C	0.025	
	H	0.5	
		Output Range	
	C	0 - 10 Psig	
	D	0 - 25 Psig	
	E	0 - 50 Psig	
	G	0 - 100 Psig	
	I	0 - 250 Psig	
		Gauges	
	1	Include Gauges	
	2	Omit Gauges	
	3	Customer Supplied	

COM 1 -



Material

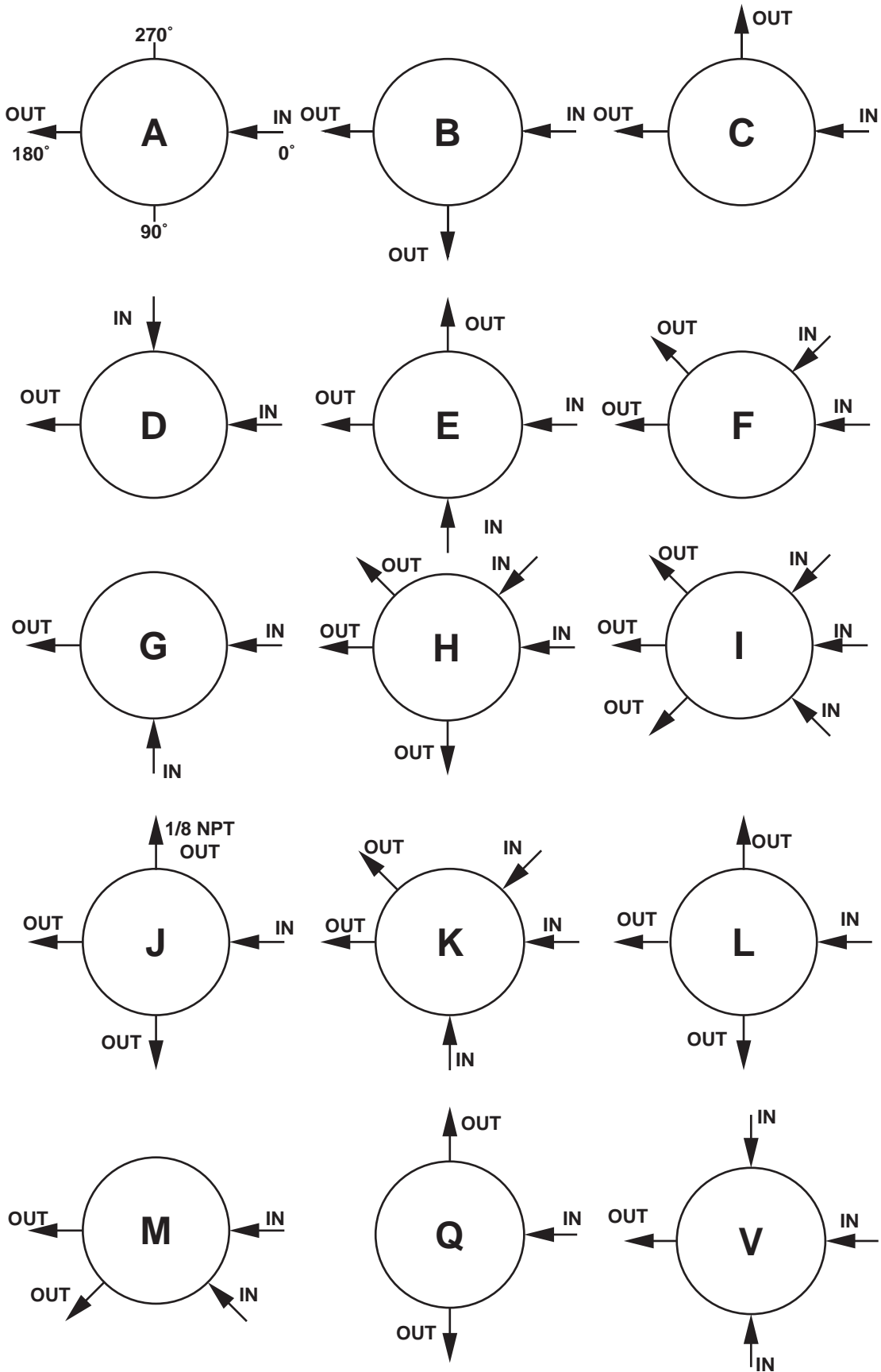
Seat Material

Cv

Output Range

Gauges

PORT LOCATIONS (CYLINDER REGULATORS)



LOCATION OF PORTS FROM TOP VIEW