

SV10-30 SERIES

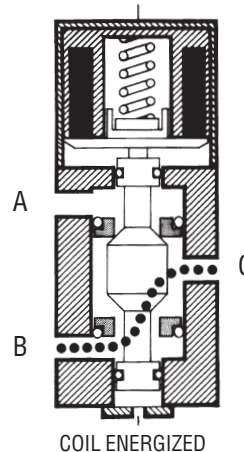
Vacuum to 6,000 PSIG

2 AND 3 WAY SOLENOID VALVES FOR GAS OR FLUID

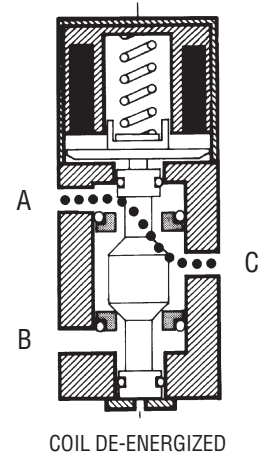
Features

- Zero Leakage
- Bi-Directional Flow
- Versatile — 3-way 2-position, 2-way Normally Closed, or 2-way Normally Open
- Balanced Poppet Design
- 303 Stainless Steel, Brass or Aluminum Construction
- Minimum Current Required
- Rapid Response
- Explosion Proof Per MIL-STD-810B
- High Pressure
- Direct Acting
- Medium Flow Capacity

How It Works



THE ENERGIZED POSITION
With electrical energy applied to the coil, the poppet is pulled up against the normally open seat of the valve. In this condition, flow is allowed in either direction through Port B and Port C with Port A isolated.



THE DE-ENERGIZED POSITION
With the valve in a de-energized position, flow is allowed in either direction through Port A and C with Port B isolated.

Technical Data

Materials of Construction

Body — 303 Stainless Steel, Brass or Aluminum

Seat — Nylatron, Polyimide (Vespel), or Kel-F

Port Sizes and Connections

1/4", 3/8", 1/2" NPT or AND10050.
MS33656 (SV10 only)

Temperature Range

-65°F to +165°F; -54°C to +68°C

Pressure Ratings

SV10 & 30 – Vacuum to 3000 PSIG (0 to 207 BAR)
SV20 – Vacuum to 6000 PSIG (0 to 414 BAR)

Flow Capacity

SV10 & 20 – $C_v = .096$ SV30 – $C_v = .46$



CIRCLE SEAL CONTROLS, INC.

A division of CIRCOR International, Inc.

Certified to ISO 9001

2301 WARDLOW CIRCLE • P.O. BOX 3300 • CORONA, CALIFORNIA • 92878 • TEL: (909) 270-6200 • FAX: (909) 270-6201

SV10-30 SERIES

Operating Pressures Vacuum to 6,000 PSIG

How To Order

SV30 T 32P 4 P 4 3 M

BASIC PART NUMBER _____

SV10 - 3000 PSIG
SV20 - 6000 PSIG
SV30 - 3000 PSIG

NOMINAL COIL VOLTAGE _____

0 - 24/28 VDC - 1.4 Amps. Max. @ 70°F
1 - 115 VAC - 0.4 Amps. Max. @ 70°F
3 - 115 VDC - 0.4 Amps. Max. @ 70°F
5 - 220 VAC - 0.21 Amps. Max. @ 70°F
7 - 12 VDC

BODY MATERIAL _____

A - Aluminum Alloy (SV10 & SV30 only)
B - Brass (SV20 only)
T - 303 Stainless Steel

VALVE TYPE _____

2NO - 2 Way - Normally Open
2NC - 2 Way - Normally Closed
32P - 3 Way - 2 Position (Std.)

OPTIONS

D - DIN 43650 Electrical
E - 1/2" Pipe Thread & 24" Connector Leads***
M - Manual Override**
S - Electrical Position Indicator**

SEAT MATERIAL

3 - Nylatron (Std.)
4 - Kel-F (Limited to 3000 psig)
6 - Polyimide (Vespel SP-21)

SEAL MATERIAL

0 - Ethylene Propylene
1 - Neoprene
3 - Viton® A
4 - Buna N (Std.)
7 - Fluorosilicone

PORT TYPE

P - Female Pipe
T - AND 10050
M - MS33656 (SV10)

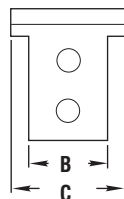
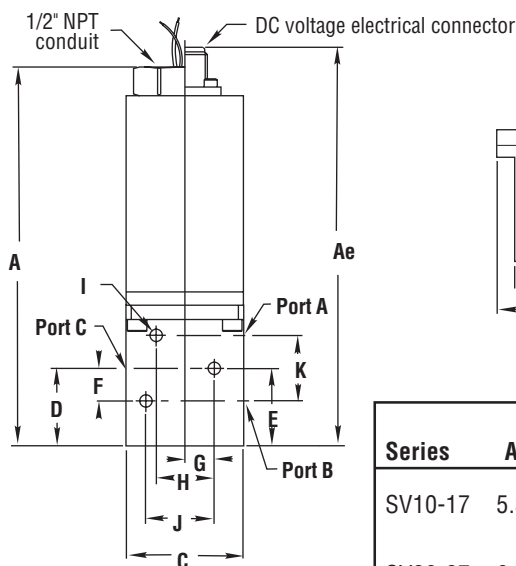
PORT SIZE

2 - 1/8" (SV10) AND10050 only
4 - 1/4" (SV10, SV20 & SV30)
6 - 3/8" (SV20 & SV30)
8 - 1/2" (SV30)

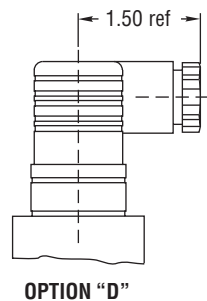
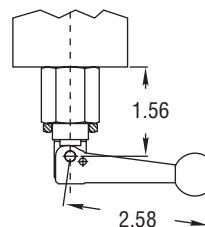
* SV20 Series, 3 - way, 2 position limited to 5000 psig.
** Manual Override and Electrical Position Indicator are not available on the same valve.
*** DC Valves have MS3102-10SL-4P Electrical Connector. AC Valves have 24" Pigtails and 1/2" Conduit.

Viton® is a registered trademark of DuPont Dow Elastomers.
Please consult your Circle Seal Controls Distributor, Representative or the factory for information on special connections, operating pressures and temperature ranges.

Dimensions



OPTION "M"



| Series | A | Ae | B | C | D | E | F | G | H | Mounting | | |
|---------|-----|-----|-----|------|------|------|------|------|------|--------------------|------|------|
| | | | | | | | | | | I | J | K |
| SV10-17 | 5.3 | 5.8 | 1.0 | 1.62 | 1.07 | 1.07 | 0.45 | 0.62 | 0.94 | 0.173 (2 holes) | - | 0.90 |
| SV20-27 | 6.0 | 6.6 | 1.0 | 2.00 | 1.04 | 1.03 | 0.49 | 0.46 | 0.92 | 0.218 (3 holes) | 0.92 | 0.95 |
| SV30-37 | 7.0 | 7.5 | 1.3 | 2.00 | 1.70 | 1.70 | 0.63 | 0.75 | 1.22 | 0.280 (3 holes) | 1.38 | 1.26 |



CIRCLE SEAL CONTROLS, INC.

A division of CIRCOR International, Inc.

Certified to ISO 9001