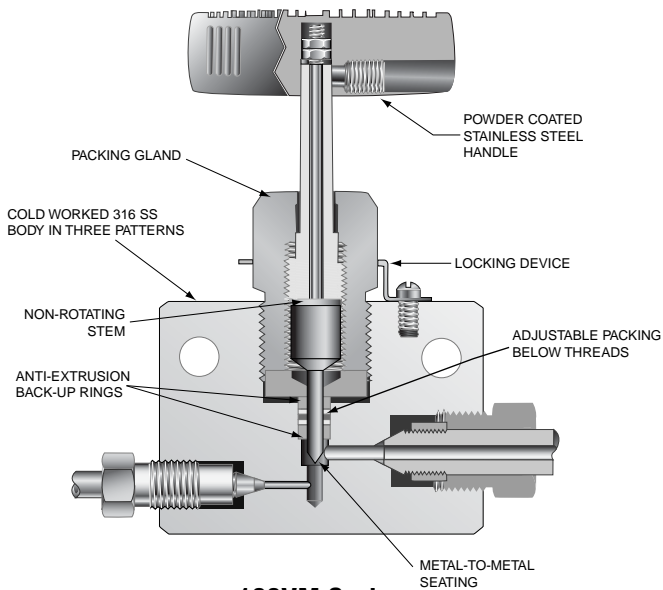
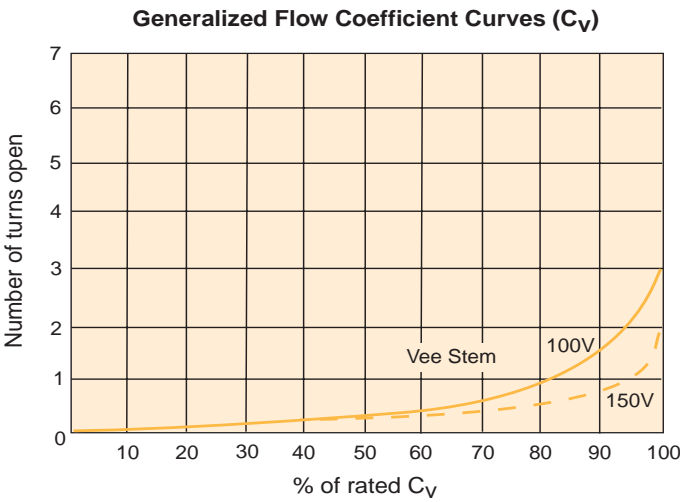


Needle Valves - 100VM & 150V Series

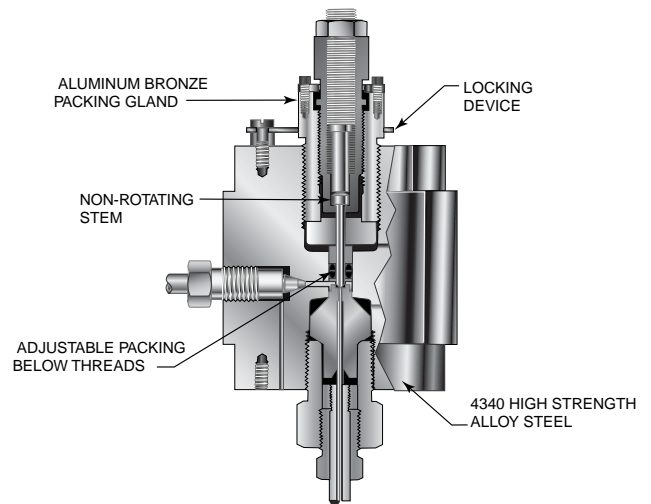
Pressures to 150,000 psi (10350 bar)

Tube Outside Diameter Size Inches	Connection Type	Orifice Size Inches (mm)	Rated C_V^*	Pressure/Temperature Rating psi (bar) @ Room Temperature**
Series 100VM				
5/16	F312C150	0.094 (2.39)	.17	100,000 (6895)
Series 150V				
5/16	F312C150	0.062 (1.57)	.27	150,000 (10342)

Notes:
 * C_V values shown are for 2-way straight valve pattern. For 2-way angle patterns, increase C_V value 50%.
 ** For complete temperature ratings see pressure/temperature rating guide in Technical Information section.



100VM Series



150V Series

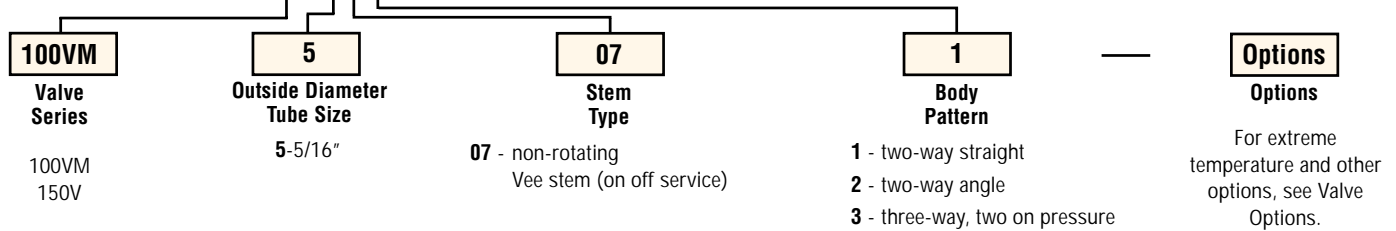
Notes: Torque wrench required to operate valves.

To ensure proper fit use Autoclave tubing

Ordering Procedure

For complete information on available stem types, optional connections and additional valve options, see Needle Valve Options section or contact your Sales Representative. The 100V Series valves are furnished complete with connection components, unless otherwise specified.

Typical catalog number: **100VM5071**



Valve Options

Extreme Temperatures

Standard AE valves with Teflon packing may be operated to 450°F (232°C), and to 230°F (110°C) with nylon-leather packing. For other packing options consult the factory.

Valve Maintenance

Repair Kits: add "R" to the front of valve catalog number for proper repair kit.
(Example: **R100VM15071**)

Valve Bodies: Valve bodies are available. Order using the eight (8) digit part number found in the valve drawing or contact your Sales Representative for information.

Consult your Autoclave representative for pricing on repair kits and valve bodies. Refer to the Tools, Installation, Operation and Maintenance section for proper maintenance procedures.

Catalog Number	Stem Type	Outside Diameter Tube	Orifice Diameter	Dimensions - inches (mm)											Block Thickness	Valve Pattern
				A	B	C	D	D ₁	E	F	G	G ₁	H*	M		

2-Way Straight

100VM5071	VEE	5/16	0.094	3.00	1.50	0.52	1.75	1.44	2.25	4.00	1.12	0.34	5.32	1.12	0.50	1.38	See Figure 1
		(7.93)	(2.39)	(76.20)	(38.10)	(13.21)	(44.45)	(36.58)	(57.15)	(101.60)	(28.45)	(8.64)	(135.13)	(28.45)	(12.70)	(35.05)	

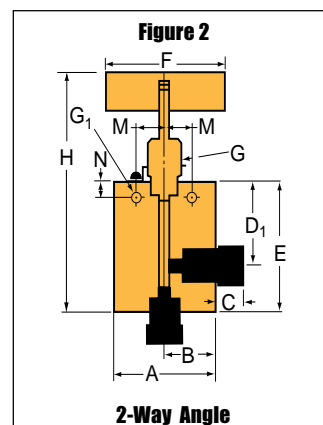
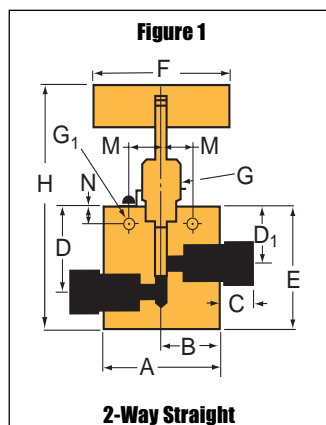
2-Way Angle

100VM5072	VEE	5/16	0.094	2.25	1.50	0.52	1.44		2.88	4.00	1.12	0.34	6.05	0.94	0.38	1.38	See Figure 2
		(7.93)	(2.39)	(57.15)	(38.10)	(13.21)	(36.58)		(73.15)	(101.60)	(28.45)	(8.64)	(153.67)	(23.88)	(9.65)	(35.05)	

G - Packing gland mounting hole drill size
G₁ - Bracket mounting hole size
Panel mounting drill size: 0.22" all valves.

All dimensions for reference only and subject to change.
* H Dimension is with stem in the closed position.

For prompt service,
Autoclave stocks select products.
Consult factory.



Catalog Number	Stem Type	Outside Diameter Tube	Orifice Diameter	Dimensions - inches (mm)												Block Thickness	Valve Pattern
				A	B	C	D	D ₁	E	F	G	G ₁	H*	M	N		

3-Way / 2 On Pressure

100VM5073	VEE	5/16	0.094	3.00	1.50	0.52	1.75	1.44	3.25	4.00	1.12	0.34	6.31	1.12	0.50	1.38	See Figure 3
		(7.93)	(2.39)	(76.20)	(38.10)	(13.21)	(44.45)	(36.58)	(82.55)	(101.60)	(28.45)	(8.64)	(160.27)	(28.45)	(12.70)	(35.05)	

2-Way Angle / Replaceable Seat

150V5072	VEE	5/16	0.062	3.75	1.88		2.25	2.63	4.00		1.44		7.12	1.25			See Figure 4
		(7.93)	(1.57)	(95.25)	(47.63)		(57.15)	(66.80)	(101.60)		(36.50)		(180.85)	(31.75)			

G - Packing gland mounting hole drill size
G₁ - Bracket mounting hole size
Panel mounting drill size: 0.22" all valves.

All dimensions for reference only and subject to change.
* H Dimension is with stem in the closed position.

For prompt service,
Autoclave stocks select products.
Consult factory.

